20392C

3580AR3P
3580AR5C

PARISOT INDUSTRIE 70800 SAINT LOUP SUR SEMOUSE -FRANCE-

Fabriqué en France



Gamme : ESCALE

PARISOT INDUSTRIE

FR *Remerciements :*

Nous vous remercions d'avoir choisi un meuble créé et fabriqué par le Groupe Parisot et espérons qu'il vous donnera entière satisfaction.

EN *Thanks:*

Thank you for choosing furniture designed and manufactured by the Parisot Group.
We hope you are totally satisfied with your purchase.

DE *Danksagung:*

Wir danken Ihnen für den Kauf eines Frankreich von der Parisot-Gruppe entworfenen und hergestellten Möbelstücks und hoffen, dass Sie es zu Ihrer vollkommenen Zufriedenheit finden werden.

HU *Köszönet:*

Köszönjük, hogy a Parisot Groupe által létrehozott és gyártott bútort választott, reméljük, hogy elégedett lesz a termékkel.

PT *Agradecimentos:*

Obrigado por ter escolhido um móvel concebido e fabricado pelo Grupo Parisot, esperando que seja do seu inteiro agrado.

IT *Ringraziamenti:*

Grazie per avere scelto un mobile progettato e fabbricato dal Gruppo Parisot. Speriamo soddisfi appieno le vostre esigenze.

NL *Bedankje:*

Wij bedanken u voor de aankoop van een door de Groep Parisot ontworpen en vervaardigd meubel en hopen dat u er veel plezier aan zult beleven.

CZ *Poděkování:*

Děkujeme, že jste si vybrali nábytek navržený a vyrobený společností Parisot Group. Doufáme, že budete svým nákupem naprosto spokojeni.

ES *Agradecimientos:*

Les damos las gracias por haber elegido un mueble diseñado y fabricado por el Groupe Parisot y esperamos que sea de su total agrado.

PL *Podziękowania:*

Dziękujemy za wybór mebli stworzonych i wyprodukowanych przez Grupę Parisot. Mamy nadzieję, że będziecie Państwo w pełni zadowoleni z zakupu.

SK *Poďakovanie:*

Ďakujeme, že ste si vybrali nábytok navrhnutý a vyrobený spoločnosťou Parisot Group. Dúfame, že budete svojim nákupom absolútne spokojní.

AR شكر**:**

نشكركم لاختياركم هذه القطعة من الأثاث من تصميم وتصنيع مجموعة باريزو Parisot ونتمنى أن تنال رضاءكم.





https://quefairedemesdechets.fr

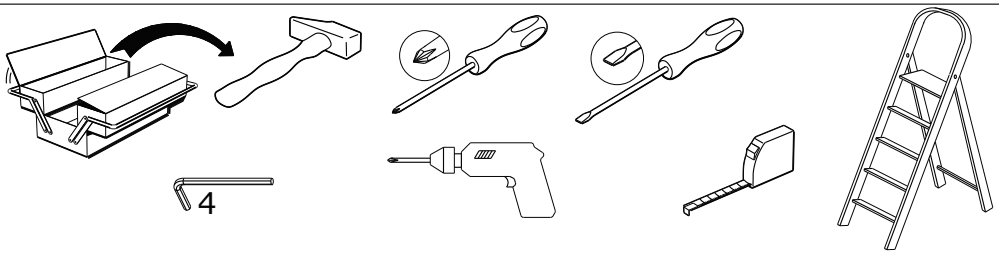

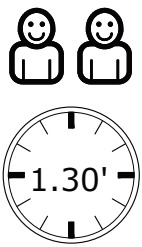

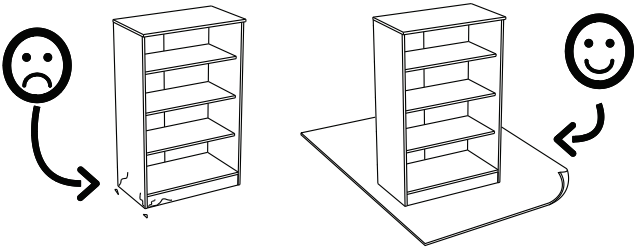

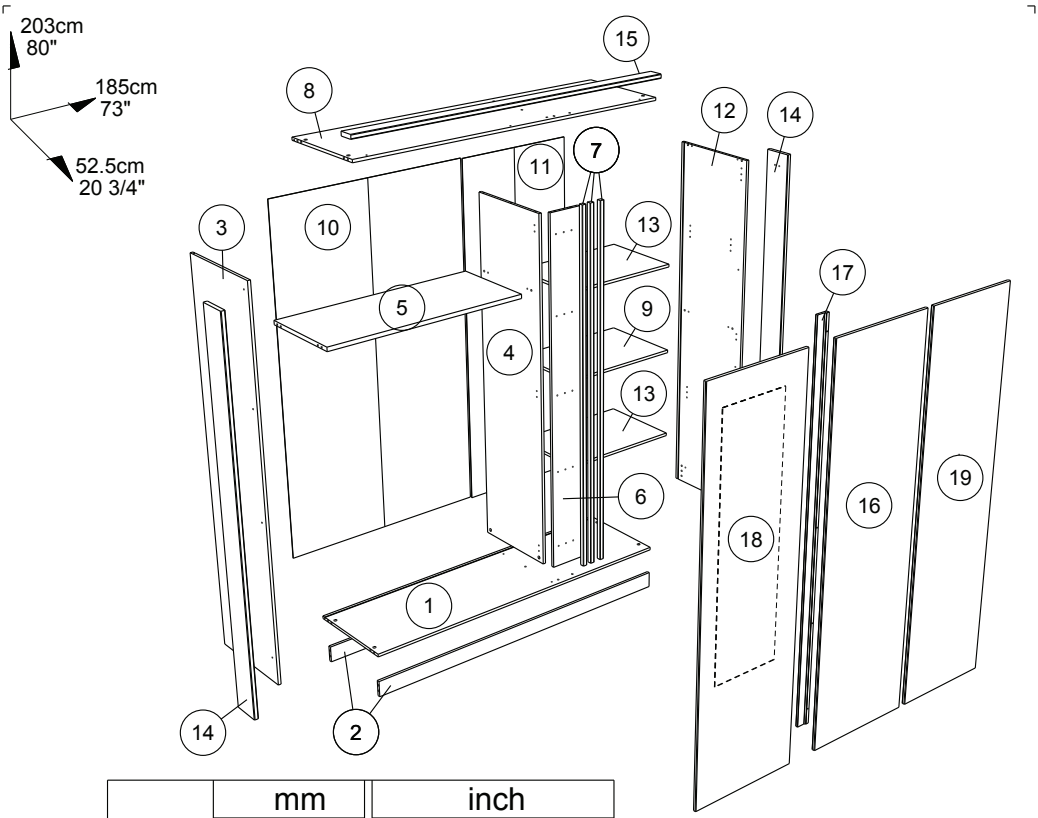

			mm			inch		
9	x	1	651	438	15	25 5/8	17 1/4	9/16
13	x	2	651	438	15	25 5/8	17 1/4	9/16
5	x	1	1110	456	22	43 11/16	17 15/16	7/8
2	x	2	1776	86	15	69 15/16	3 3/8	9/16
1	x	1	1776	499	15	69 15/16	19 5/8	9/16
8	x	1	1776	499	15	69 15/16	19 5/8	9/16
15	x	1	1806	77	22	71 1/8	3	7/8
17	x	1	1881	60	16	74 1/16	2 3/8	5/8
7	x	3	1887	22	22	74 5/16	7/8	7/8
6	x	1	1888	180	15	74 5/16	7 1/16	9/16
4	x	1	1888	478	15	74 5/16	18 13/16	9/16
19	x	1	1914	500	15	75 3/8	19 11/16	9/16
16	x	1	1914	551	15	75 3/8	21 11/16	9/16
18	x	1	1914	551	19	75 3/8	21 11/16	3/4
3	x	1	2006	500	15	78 15/16	19 11/16	9/16
12	x	1	2006	500	15	78 15/16	19 11/16	9/16
14	x	2	2028	152	22	79 13/16	6	7/8
11	x	1	1904	666	3	74 15/16	26 1/4	1/8
10	x	1	1904	1125	3	74 15/16	44 5/16	1/8

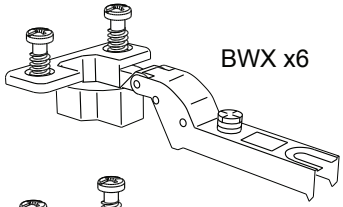
BWX x6

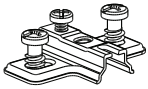
BWU x9

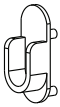
GZ x 2

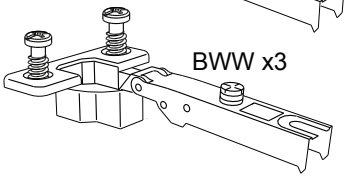
BWW x3

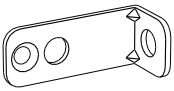
BLL x 2

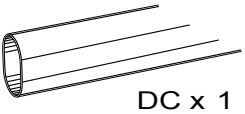
DC x 1

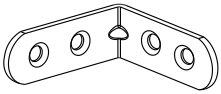
LN x 6

FA x 6

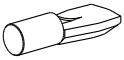
BWD x8

EP x6

Ai x 18

HV x 1

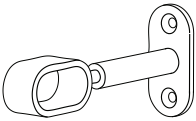
BFU x 1

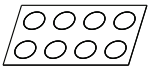
COL x1

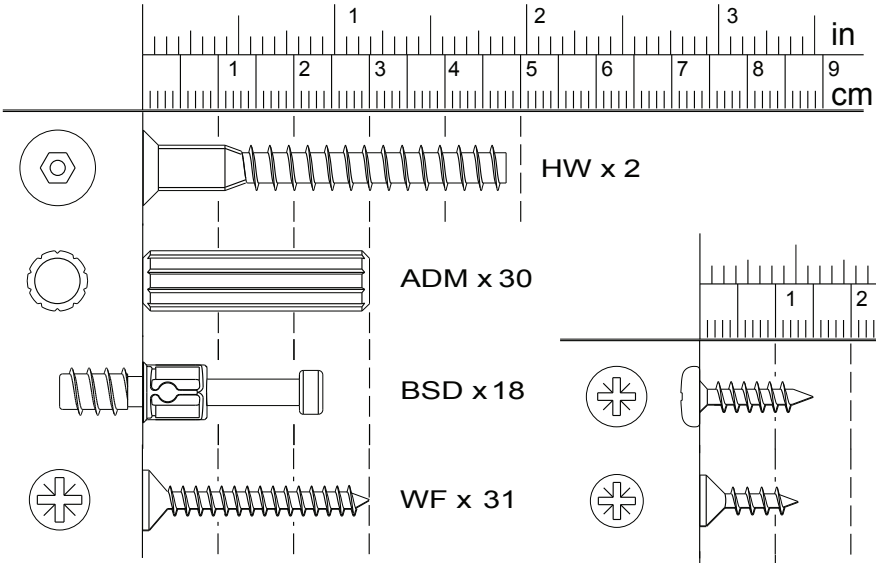
1
2
3
in
1
2
3
4
5
6
7
8
9
cm
HW x 2
ADM x 30
BSD x 18
WF x 31
1
in
1
2
cm
VE x 11
VG x 30
ANK x 33

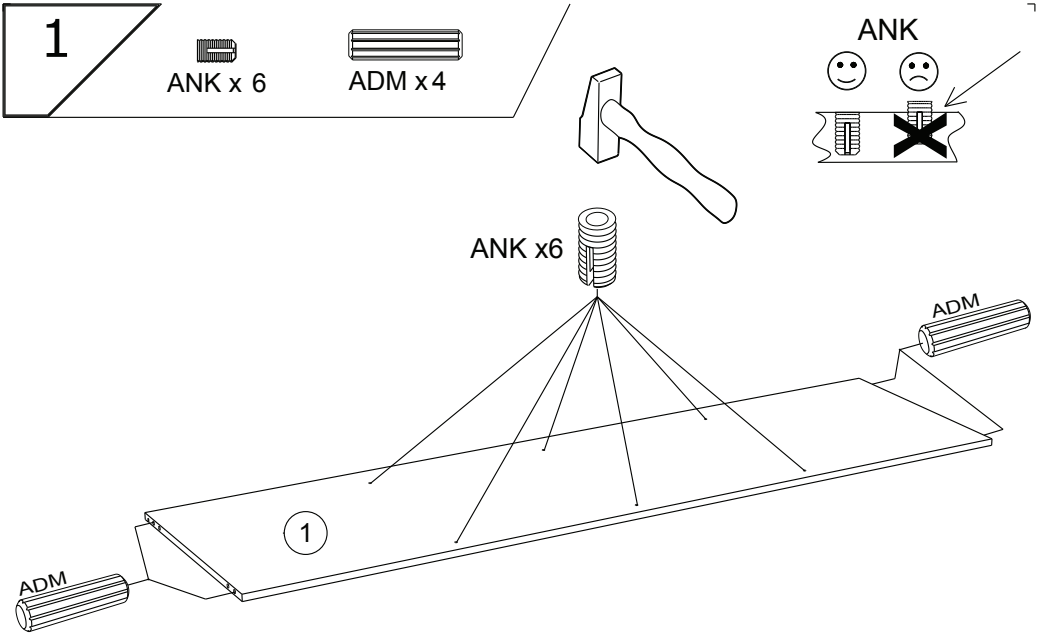
1
ANK x 6
ADM x 4
ANK
ANK x6
ADM
1
ADM

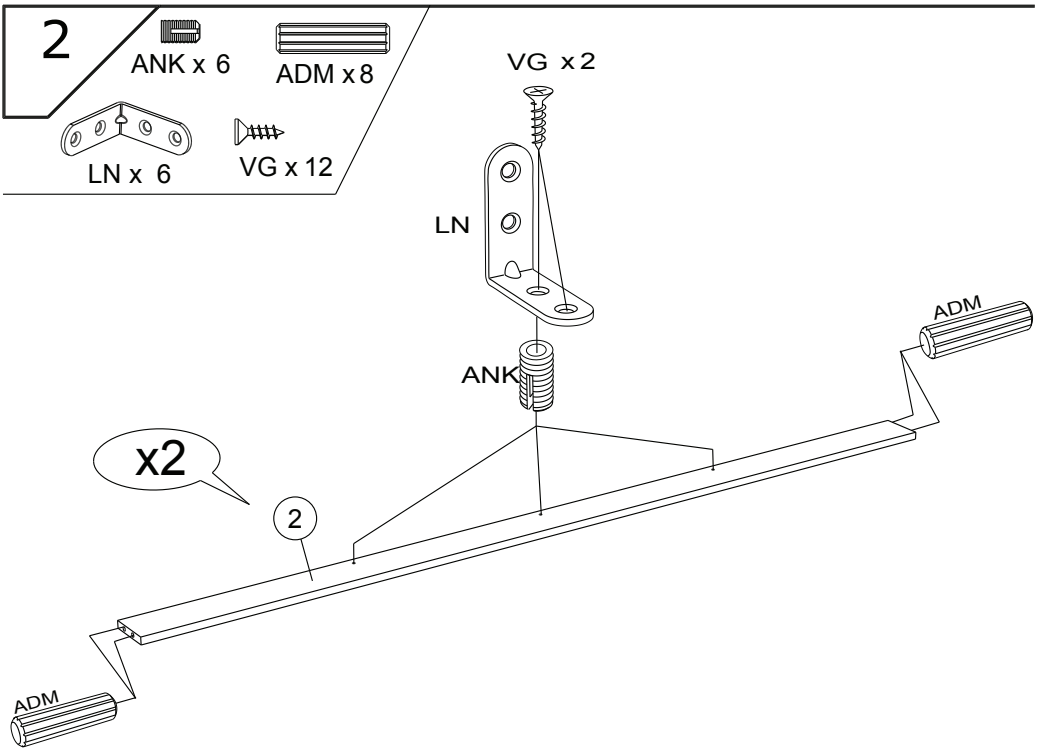
2
ANK x 6
ADM x 8
LN x 6
VG x 12
VG x 2
LN
ANK
ADM
x2
2
ADM

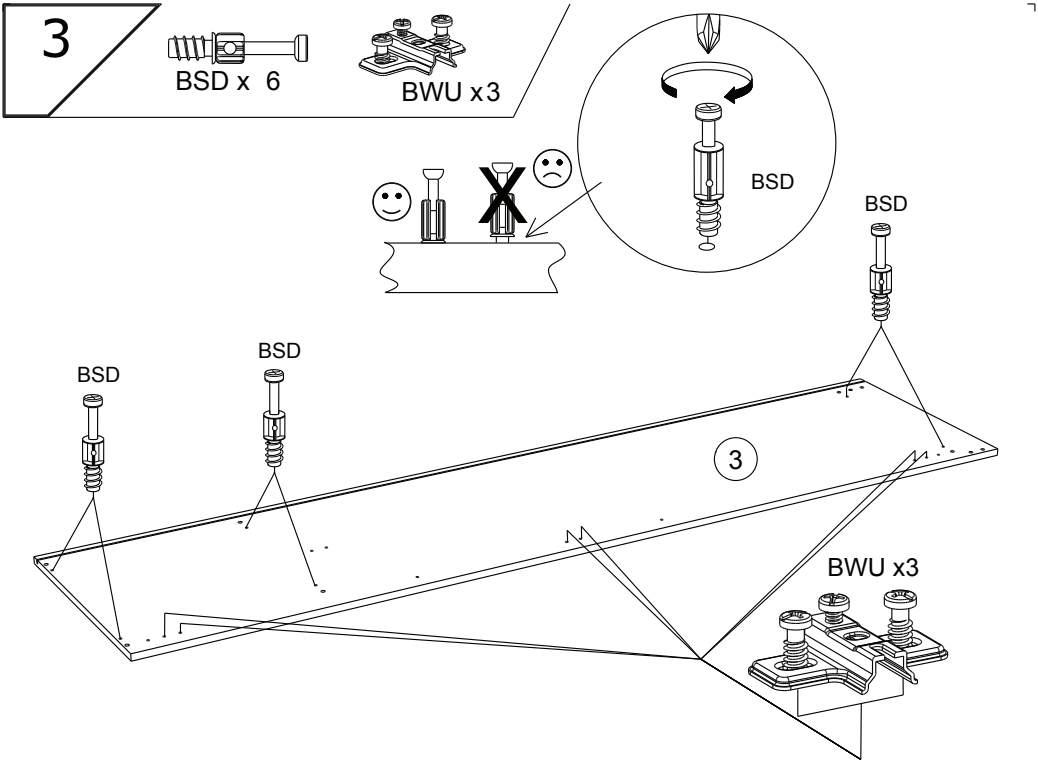
3
BSD x 6
BWU x3
BSD
BSD
BSD
BSD
3
BWU x3

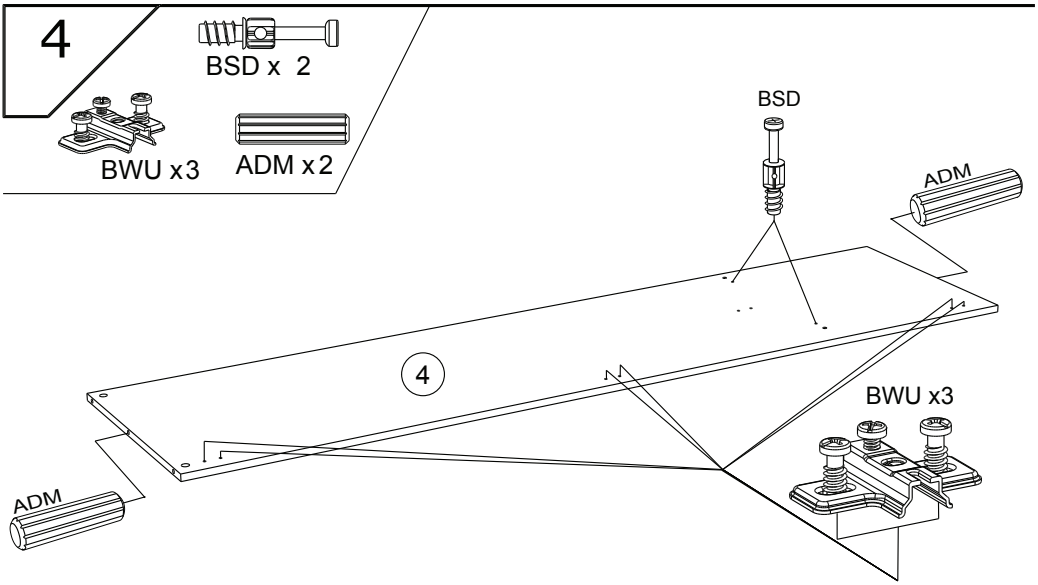
4
BSD x 2
BWU x3
ADM x2
BSD
ADM
4
BWU x3
ADM

5

ADM x 4

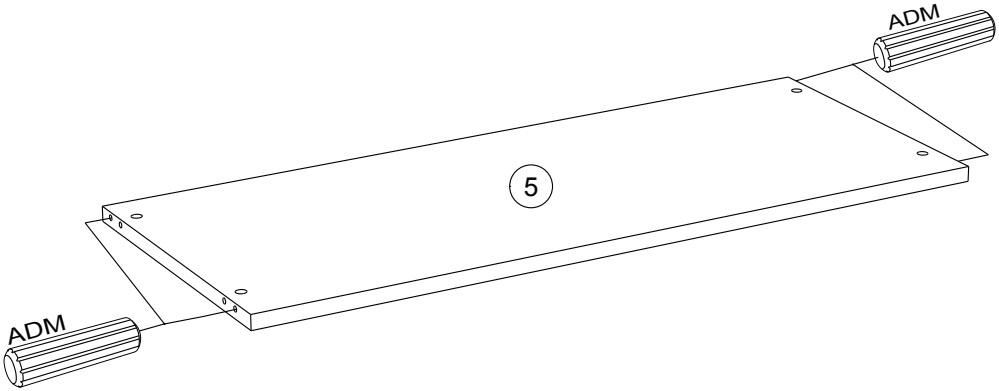

6

VG x 12

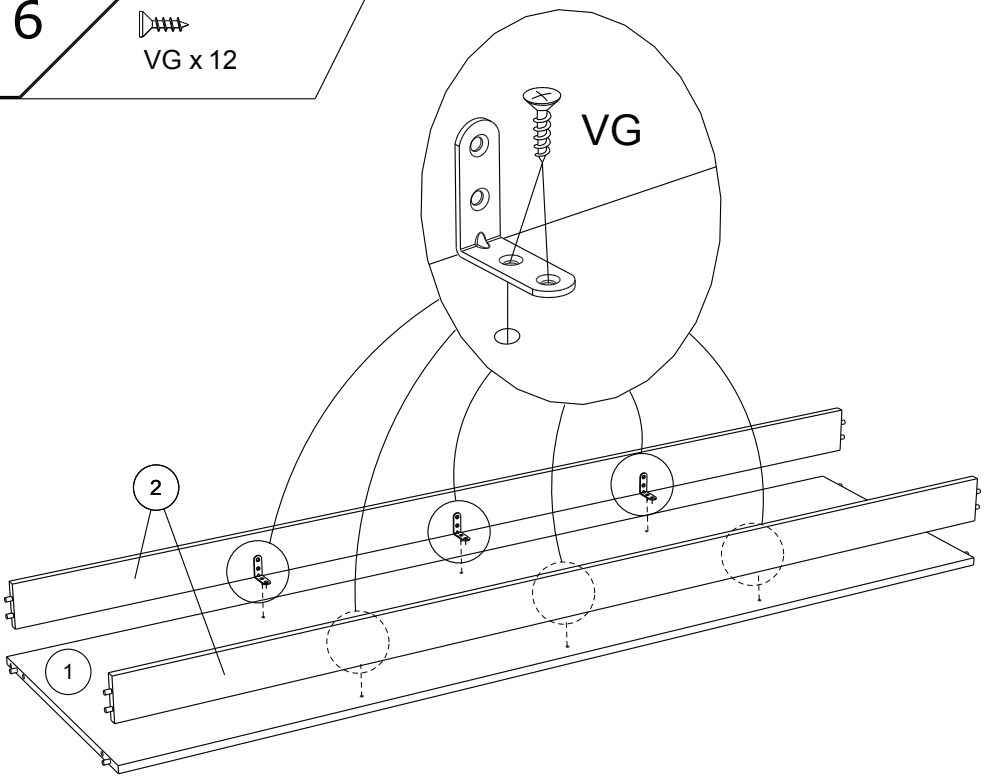

7

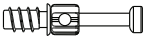

BSD x 2

Ai x 2

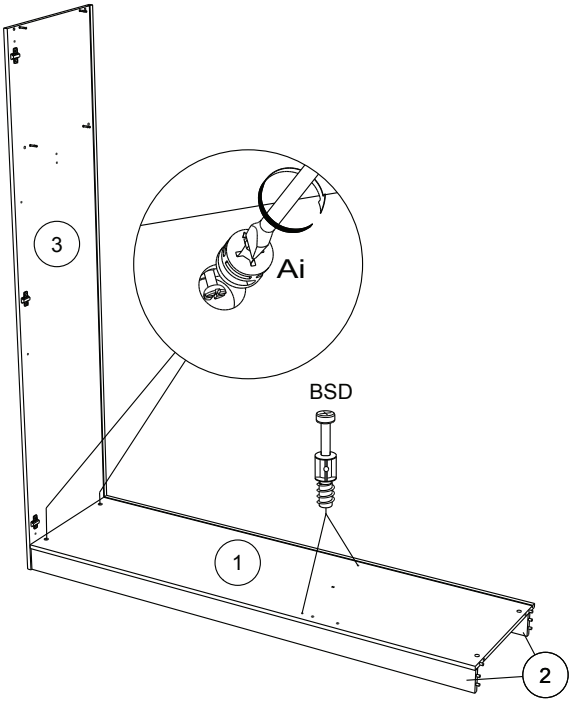

8

Ai x 2

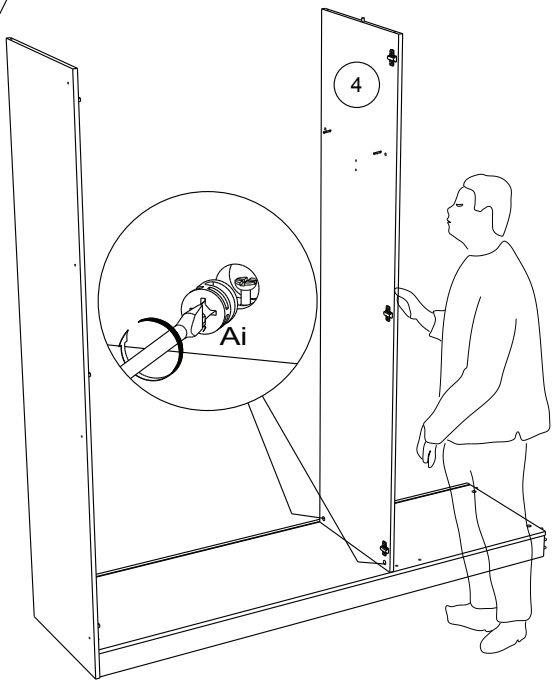

9

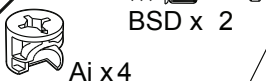

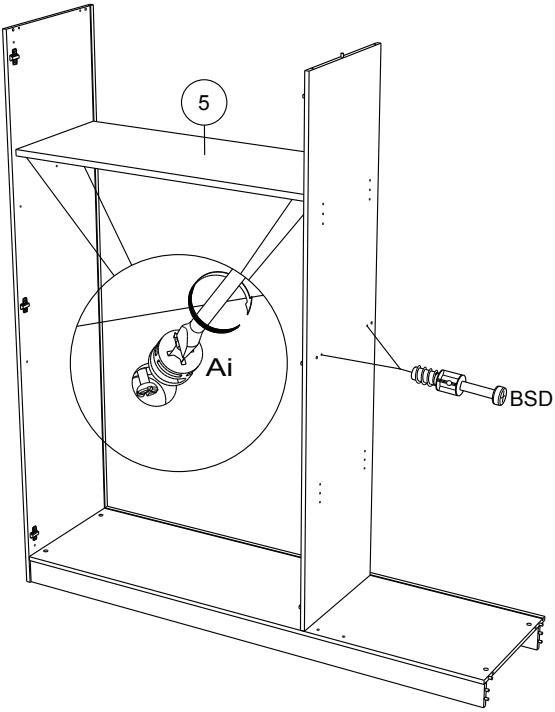

10

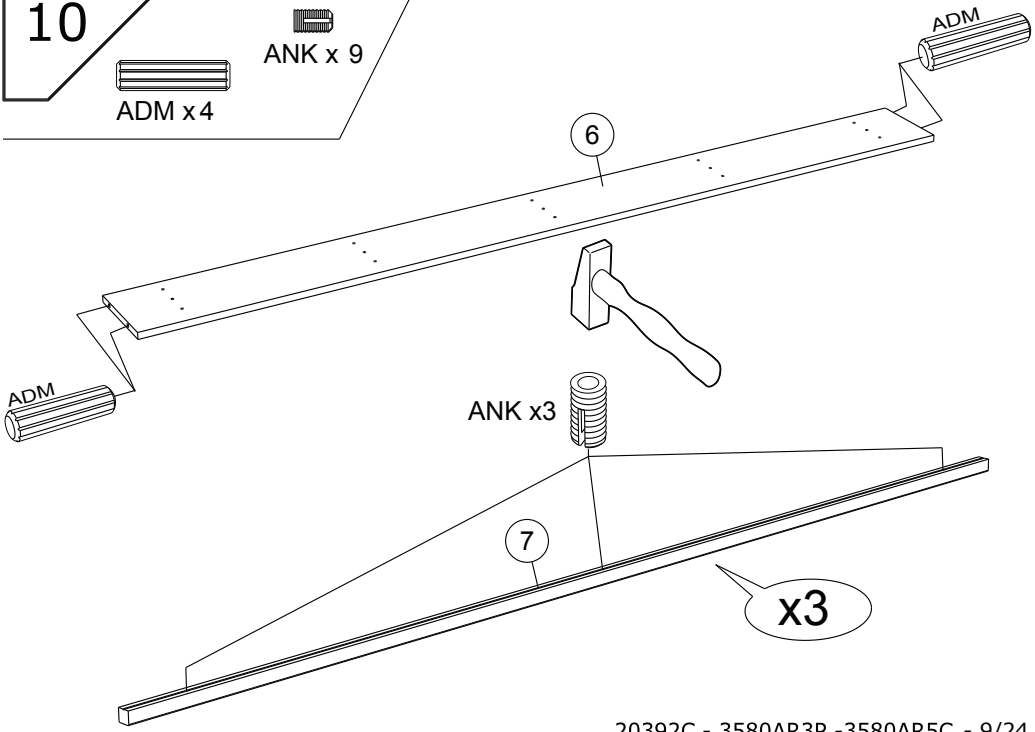

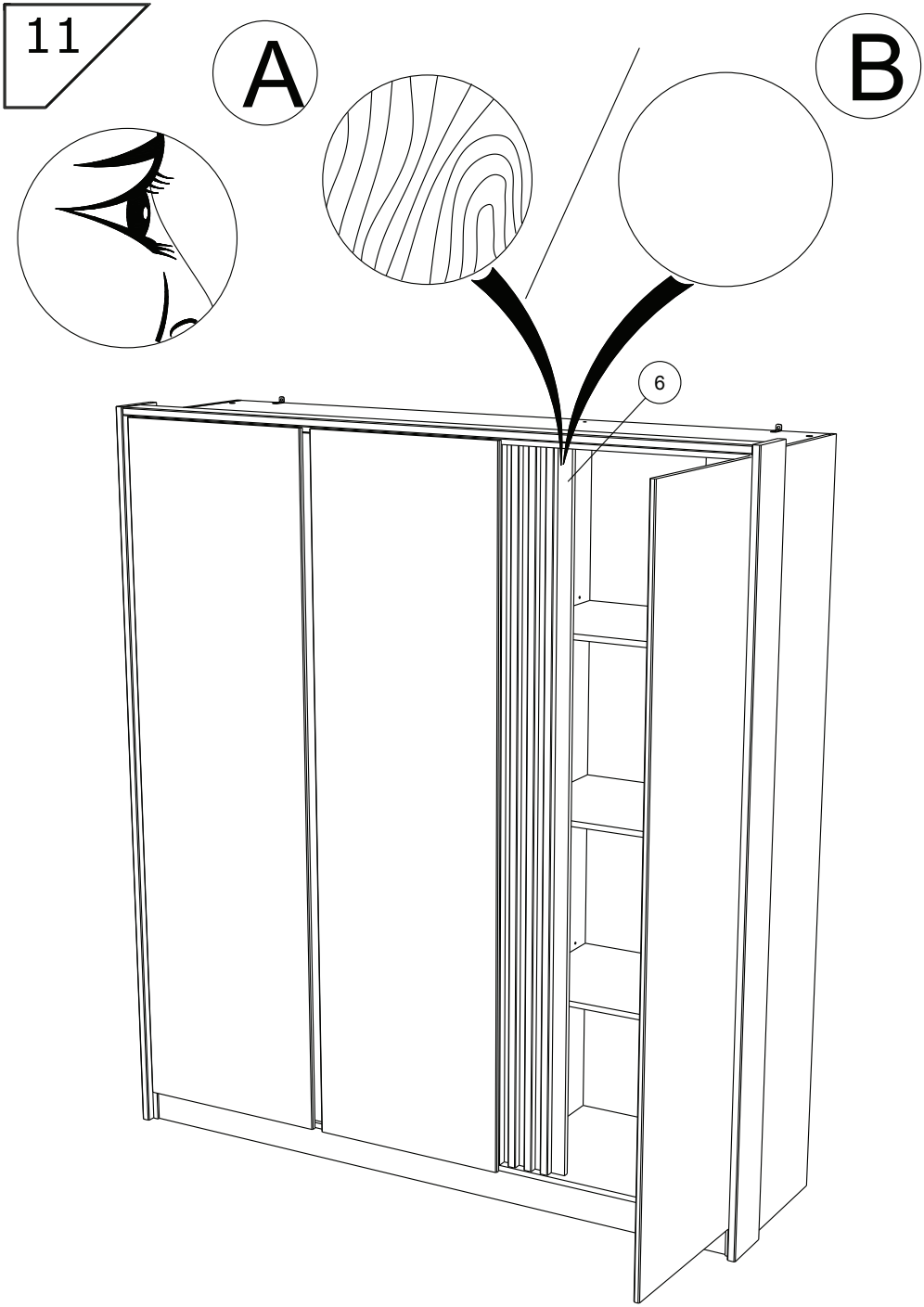
11
A
B
6

12A

WF x 15

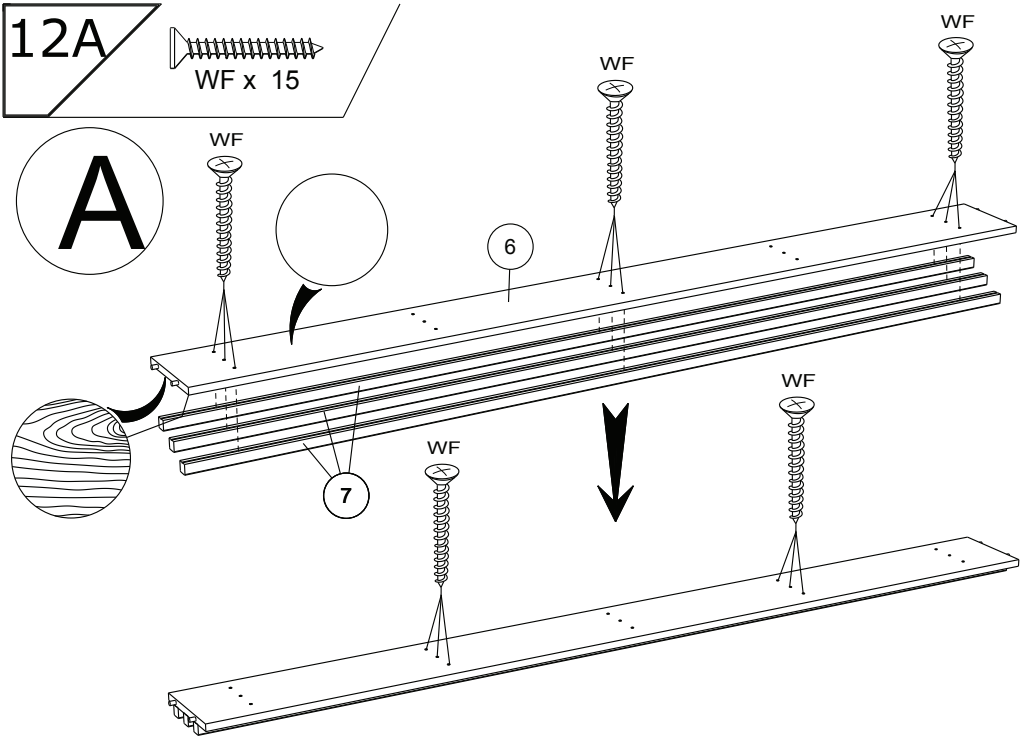

12B

WF x 15

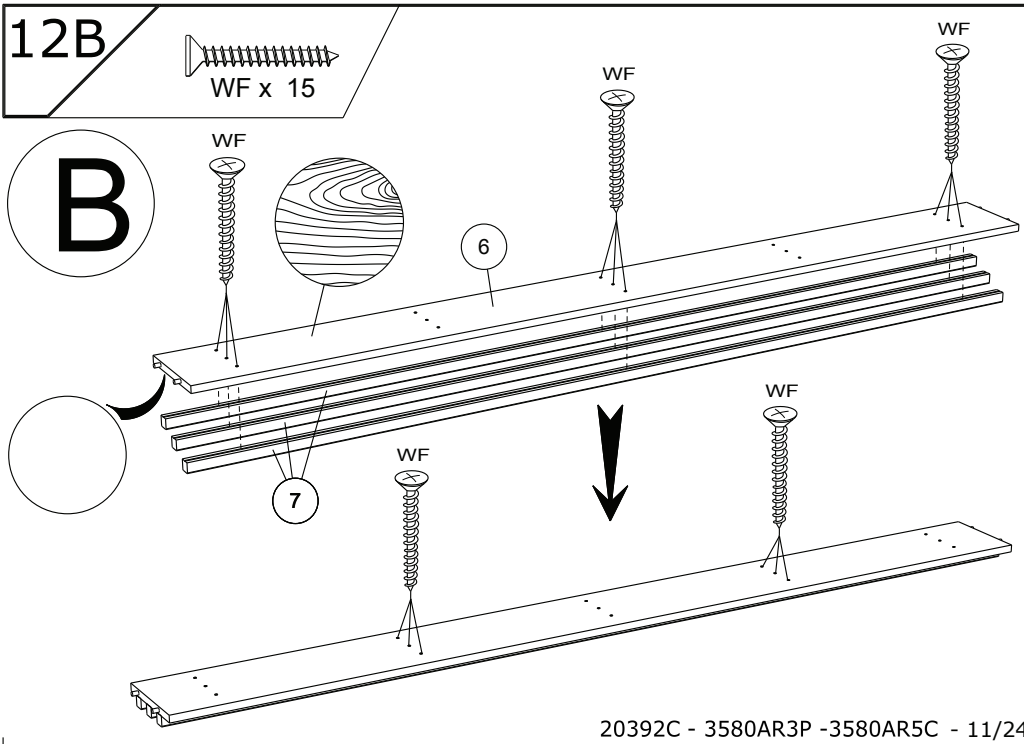

13

ADM x 8

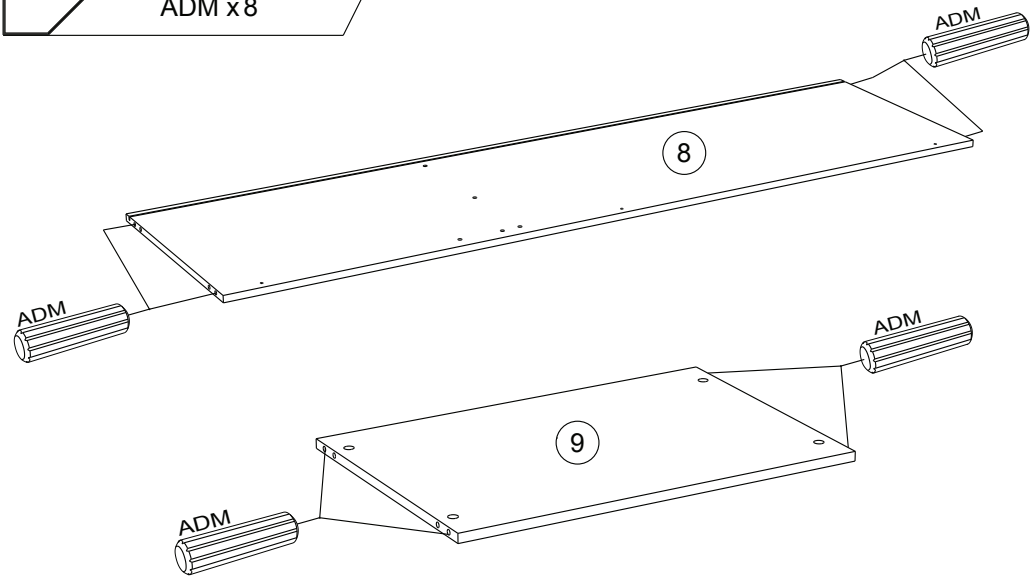

14

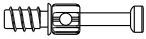

BSD x 6

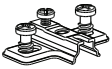

BWU x3

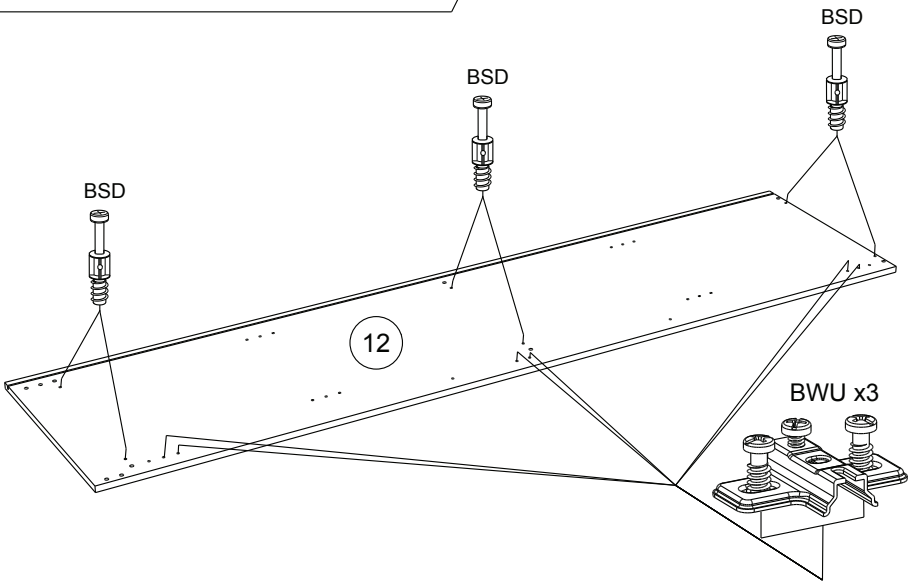

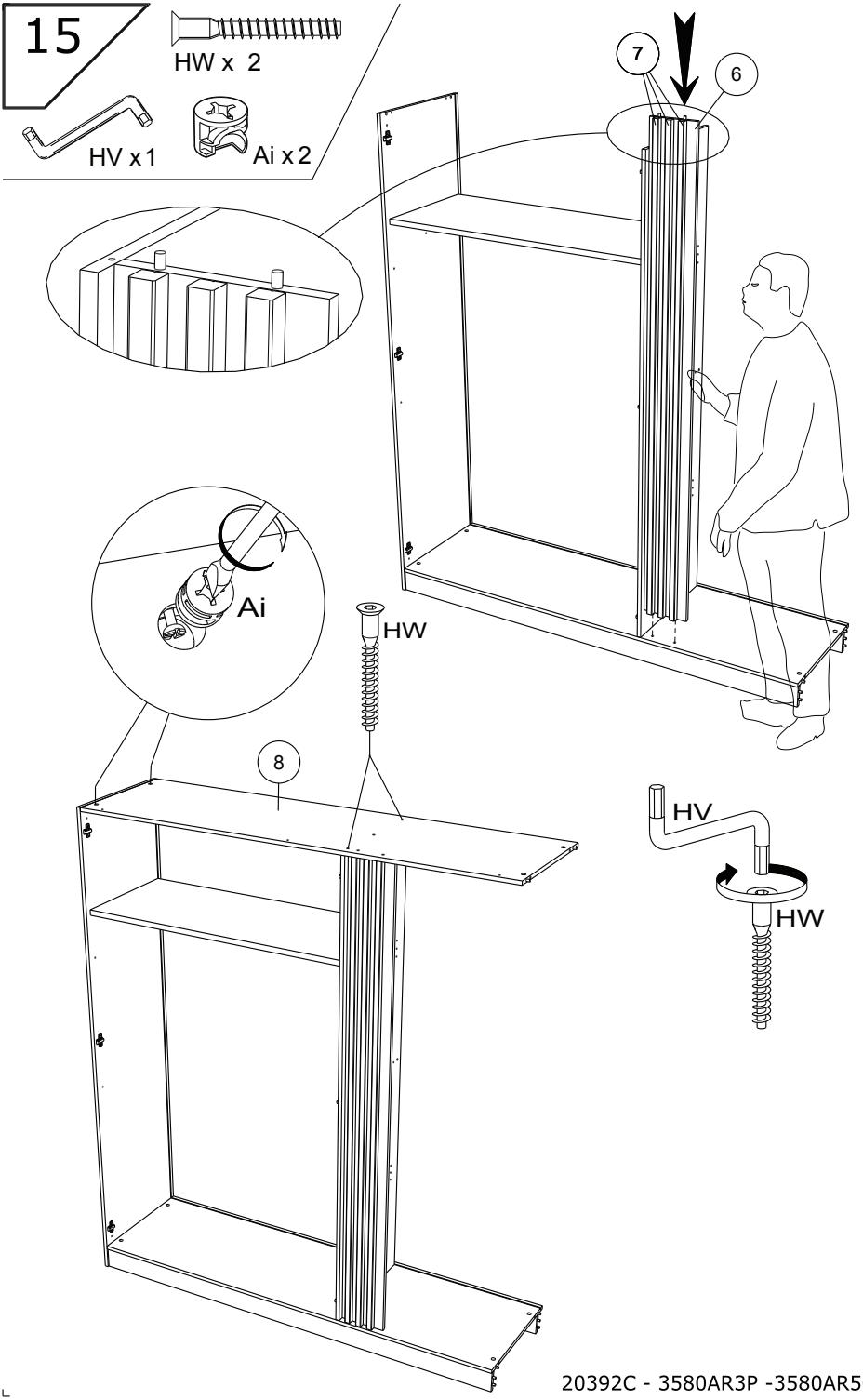
15
HW x 2
HV x1
Ai x2
7
6
Ai
HW
8
HV
HW

16

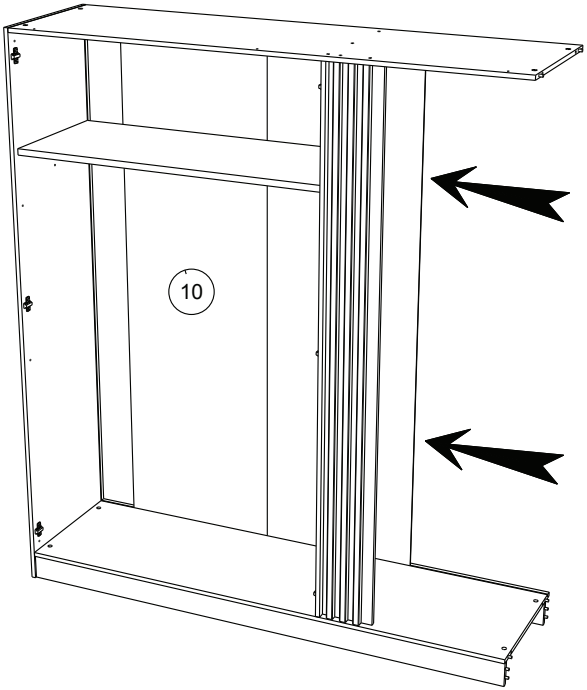

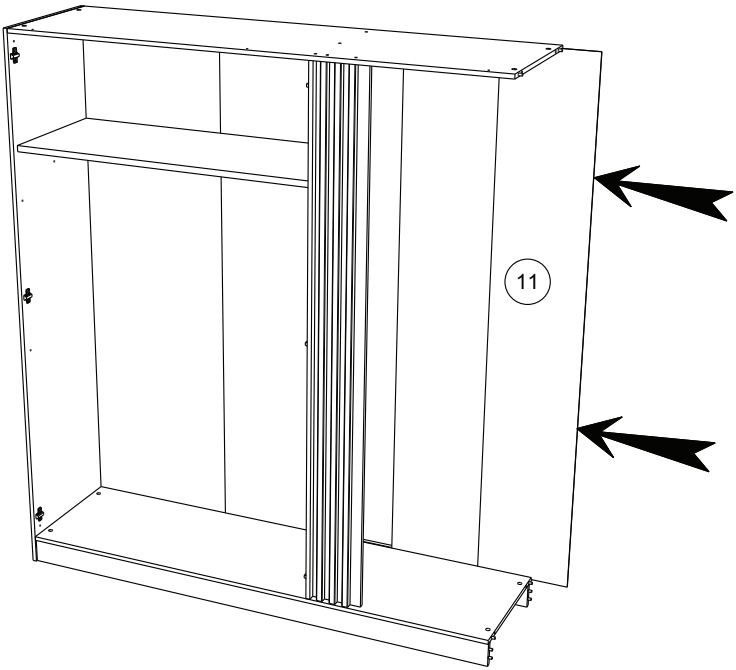

17

Ai x 2

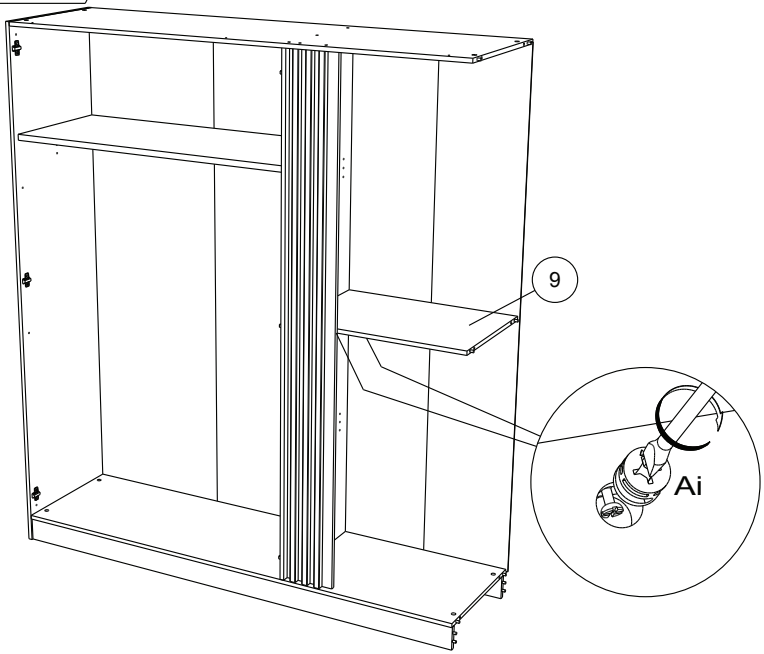

18

Ai x 6

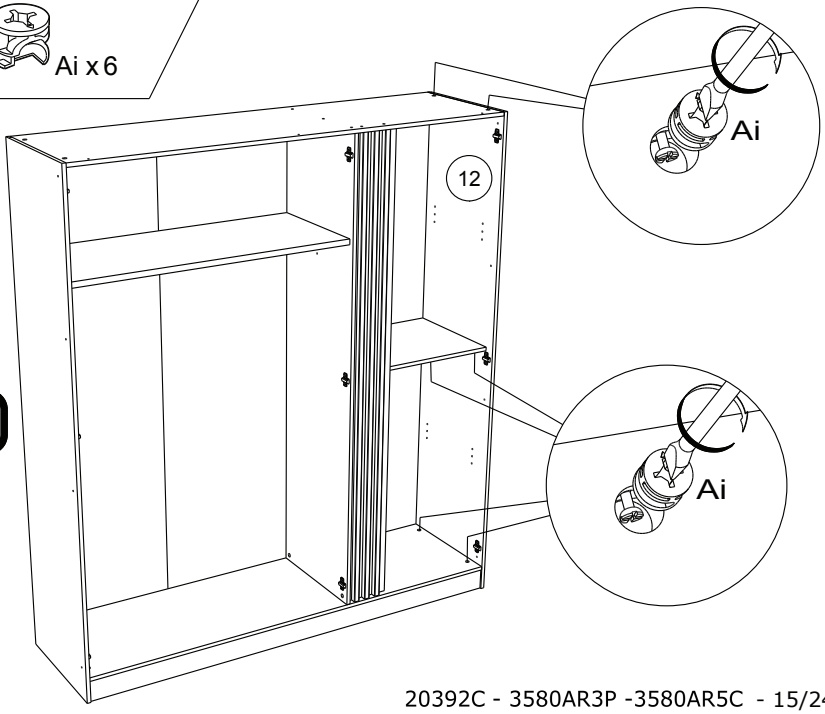

19

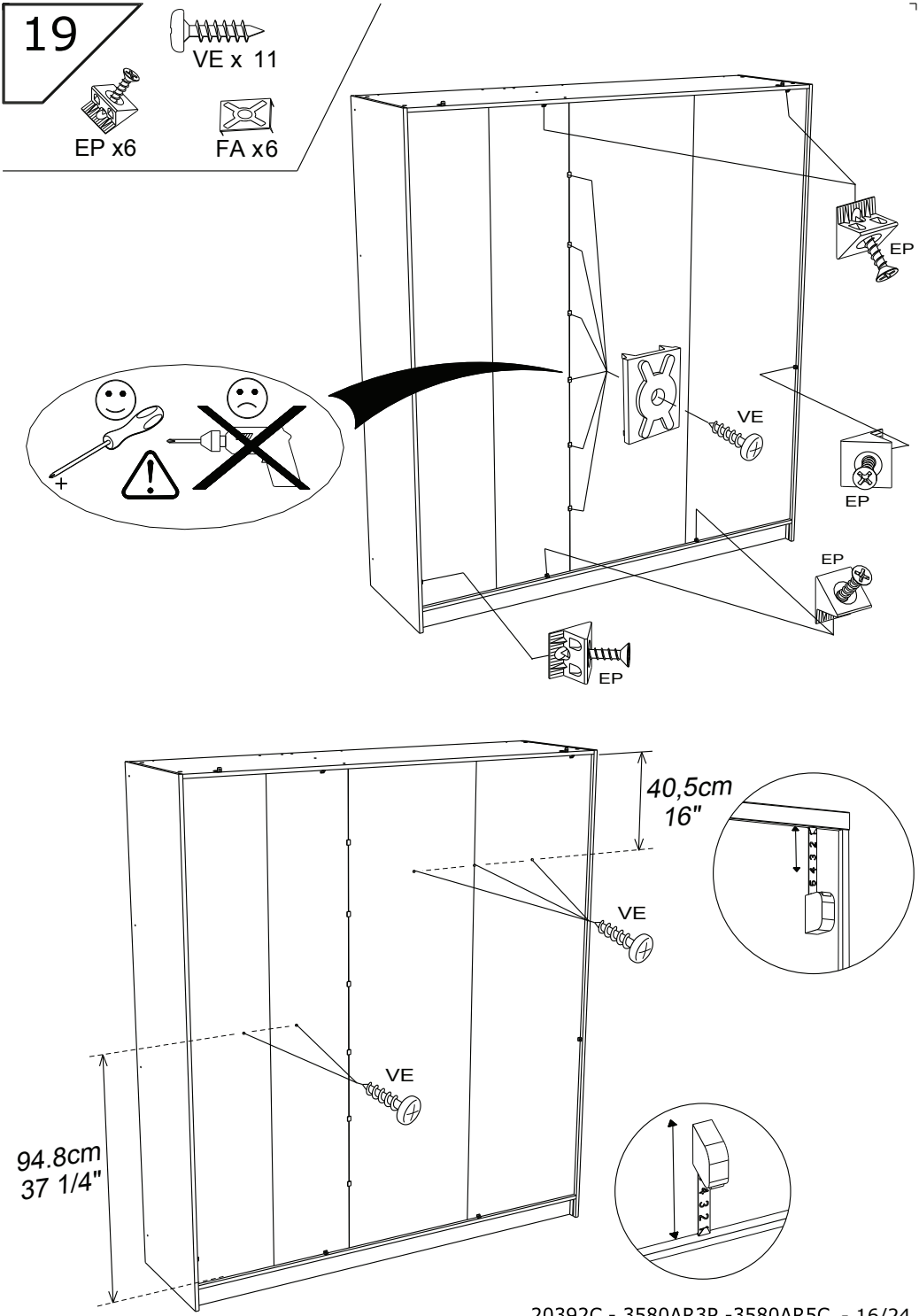

20

GZ x 2

VG x 4

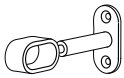
BFU x 1

DC x 1

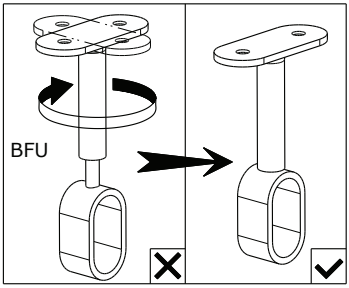

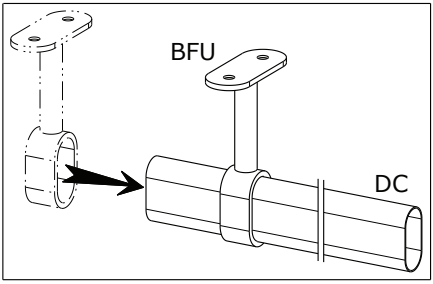

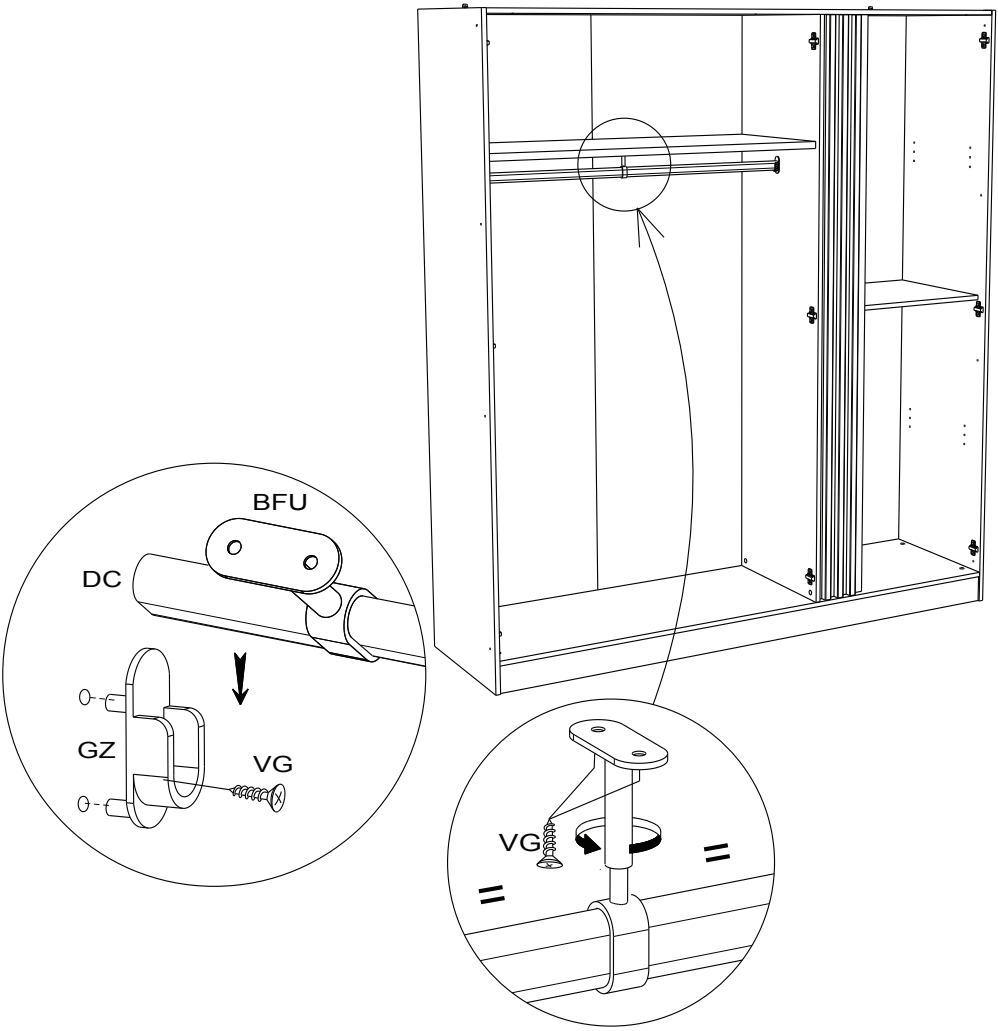

FR **OBLIGATOIRE**: Pour votre sécurité, fixation du meuble au mur.
Attention, la fixation doit être réalisée par une personne compétente car cela nécessite des chevilles et des vis adaptées à la nature de votre mur. (non fournies)

EN **OBLIGATORY**: For your safety, due to risk of overturning, this product must be used with the wall attachment device provided, this should be carried out by a competent person.

DE **OBLIGATORISCH**: Zu Ihrer Sicherheit, befestigen Sie das Möbel an der Wand.
Achtung: Diese Befestigung ist durch eine fachlich kompetente Person vorzunehmen.
Hierfür sind für die Bauweise Ihrer Wand geeignete Dübel einzusetzen.

ES **OBLIGATORIO**: Por su seguridad, fijar el mueble a la pared.
Advertencia: la fijación la ha de llevar a cabo por personal adecuado, ya que requiere el uso de tacos que se adapten al tipo de pared.

PT **OBRIGATÓRIO**: Para sua segurança, fixação do móvel ao muro.
Atenção: a fixação deverá ser efetuada por pessoa habilitada, visto que são necessárias cavilhas adaptadas ao tipo de parede.

IT **OBBLIGATORIO**: Avvertenza di sicurezza, il fissaggio del mobile a parete deve essere realizzato da una persona competente, in quanto l'operazione richiede l'impiego di tasselli adatti alla natura del muro.

NL **VERPLICHT**: Voor uw veiligheid, bevestiging van het meubel aan de muur.
Opgelet de bevestiging moet worden uitgevoerd door een bekwaam persoon daar dit voor uw type muur geschikte pluggen vereist.

CZ **POVINNÝ**: Z bezpečnostních důvodů, upevněte nábytek do zdi.
Pozor, upevnění je třeba svěřit kompetentní osobě, neboť vyžaduje hmoždinky vhodné pro vaši zeď.

HU **KÖTELEZŐ**: Az Ön biztonsága érdekében, a bútor falra rögzítése.
Figyelmeztetés : a rögzítés csak megfelelö szakképesítéssel rendelkezö személy által végezhetö el, mert a rögzítéshez a falnak megfelelö csavarokra van szükség.

PL **OBOWIĄZKOWY**: Dla bezpieczeństwa, mocowanie mebla do ściany.
Uwaga, mocowanie musi zostać wykonane przez osobę kompetentną, ponieważ wymaga to zastosowania kołków dostosowanych do rodzaju ściany.

RO **OBLIGATORIU**: Pentru securitatea dumneavoastră, fixarea mobilierului de perete.
Atenție, fixarea trebuie să fie realizată de o persoană calificată, deoarece sunt necesare dispozitive de fixare adaptate caracteristicilor peretelui dumneavoastră

RU **ОБЯЗАТЕЛЬНЫЙ** : Для вашей безопасности Крепление мебели к стене
Внимание! Крепление должно производиться опытным специалистом, т.к. для такой установки потребуются штифты, соответствующие типу вашей стены.

SK **POVINNÉ**: Z bezpečnostných dôvodov, nábytok upevnite k stene.
Dbajte na to, aby upevnenie vykonala kompetentná osoba, pretože pri upevňovaní sa vyžadujú kolíky vhodné do materiálu, z ktorého je stena vyrobená.

SL **OBVEZNO**: Za vašo varnost, Enota naj bo pritrjena na steno. Pozor: To naj stori kompetentna oseba, ker je potrebno uporabiti pravilni nosilec glede na vrsto stene ki jo uporabljate.

TR **ZORUNLU**: Güvenliğiniz için, Mobilyanın duvara sabitlenmesi
Dikkat, sabitleme işlemi uzman biri tarafından yapılmalıdır çünkü bu işlem için duvarınızın malzemesine uygun dübellerin kullanılması gerekmektedir

EL **ΥΠΟΧΡΕΩΤΙΚΟΣ** : Για την ασφάλειά σας στερέωση των επίπλων στον τοίχο.
Προσοχή, η στερέωση πρέπει να γίνεται από ικανό άτομο, καθώς απαιτούνται σφήνες προσαρμοσμένες στη φύση του τοίχου σας.

AR **واجب** : لسلامتك الشخصية, تثبيت قطعة الأثاث على الحائط
تحذير، يجب أن يقوم شخص متخصص بعملية التثبيت على الحائط إذ أنها تتطلب اسفينا معينا يتوافق مع طبيعة الحائط نفسه.

ZH **義務性** ： 为了您的安全，本产品必须靠墙安装。
NB 本产品必须由专业人士安装，且您必须使用符合您的墙壁类型的罗威纤维管。

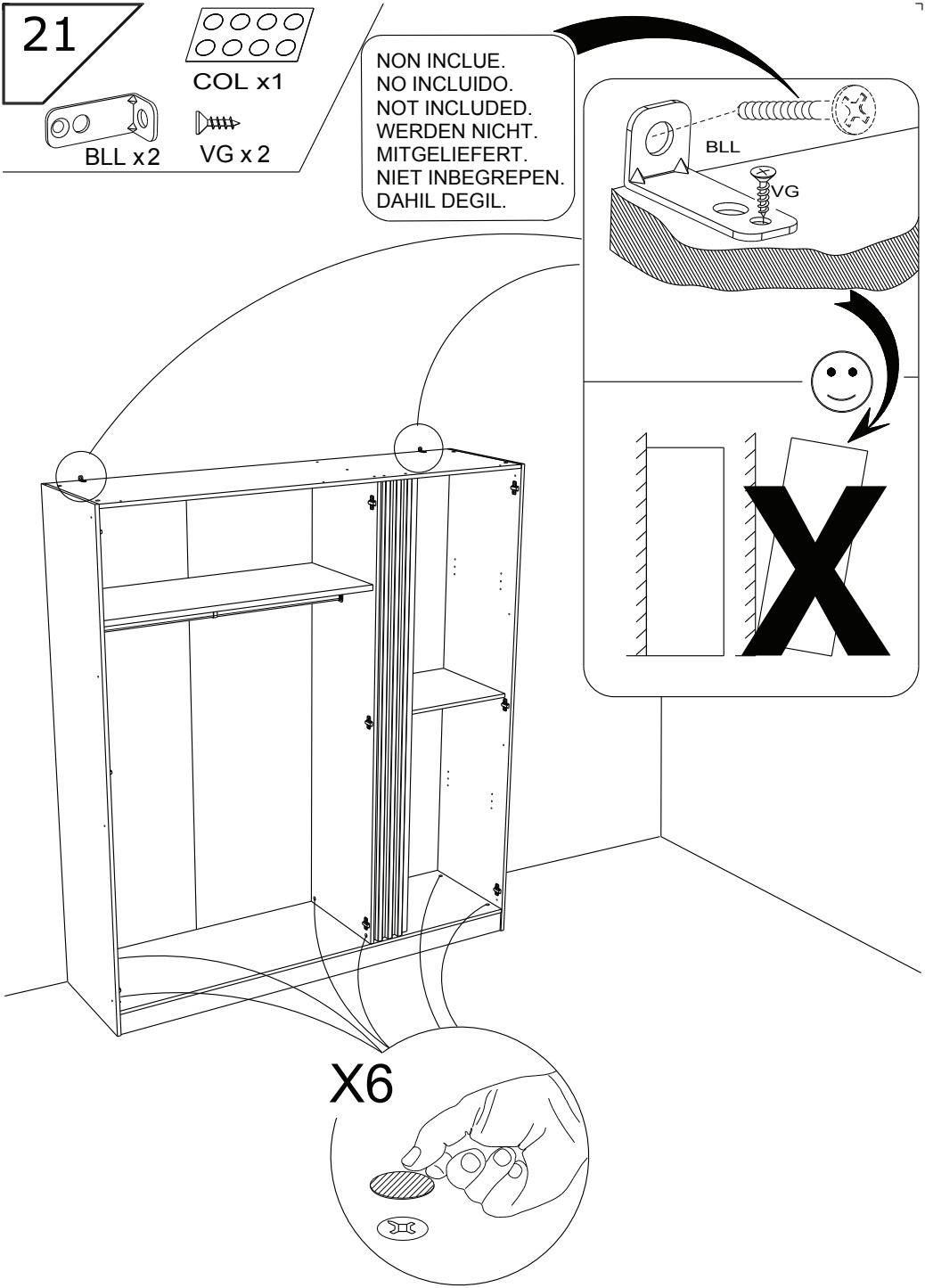
21
COL x1
BLL x2
VG x 2
NON INCLUE.
NO INCLUIDO.
NOT INCLUDED.
WERDEN NICHT.
MITGELIEFERT.
NIET INBEGREPEN.
DAHIL DEGIL.
BLL
VG
X6

22

BWD x 8

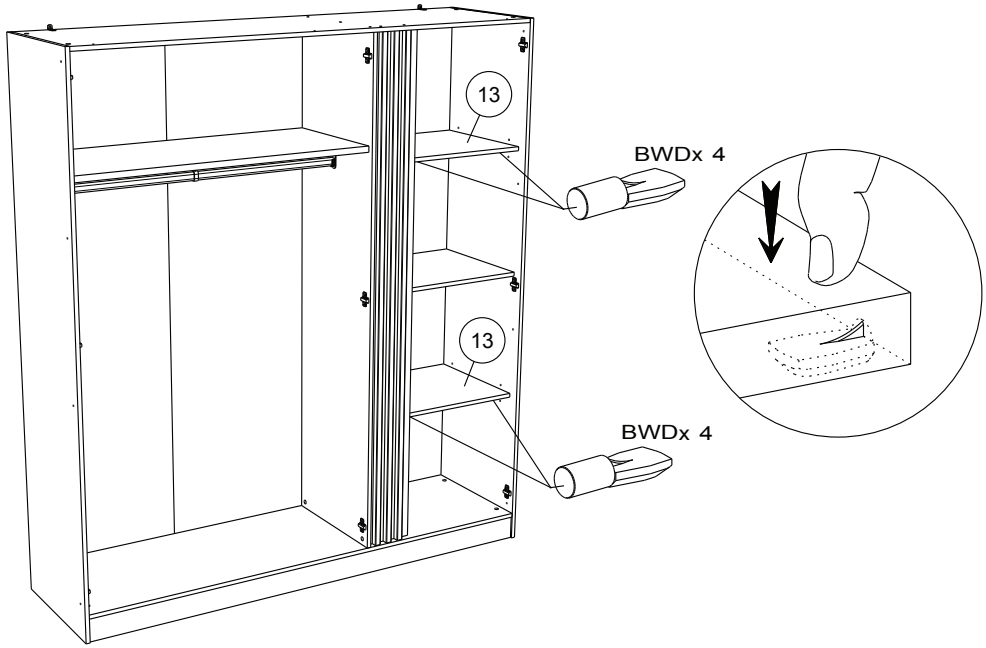

23

ANK x 10

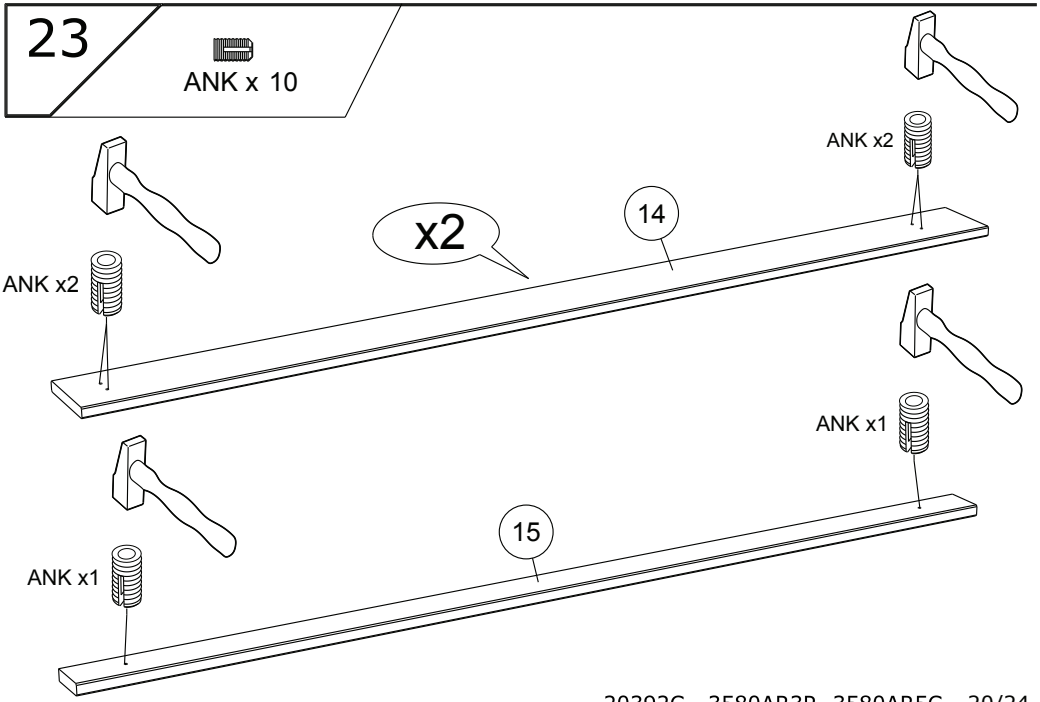

24

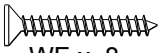

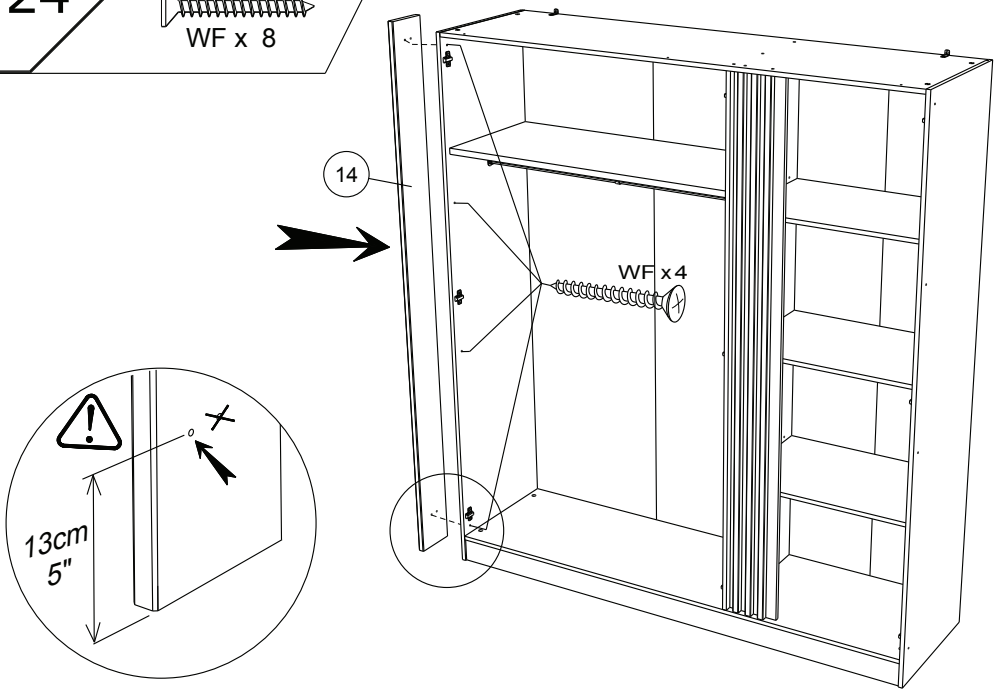

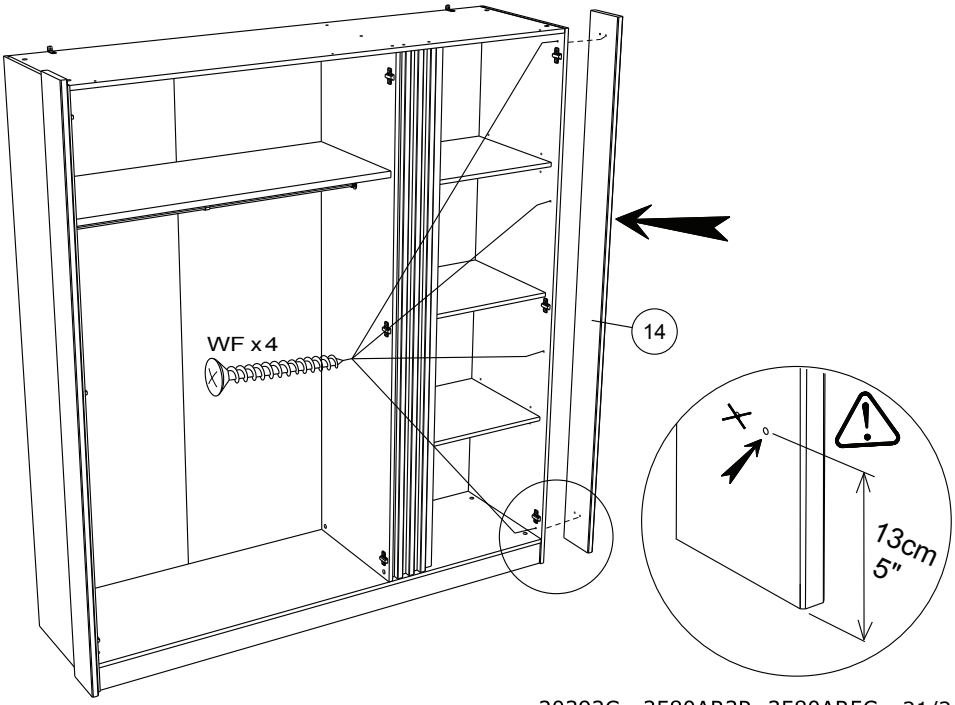

25

WF x 3

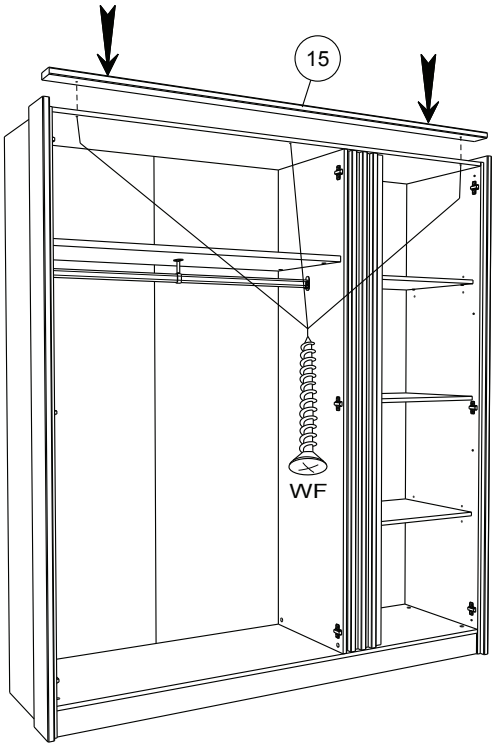

26

BWW x3

ANK x 2

WF x 5

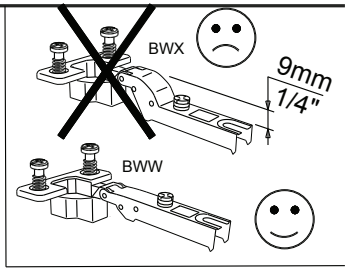

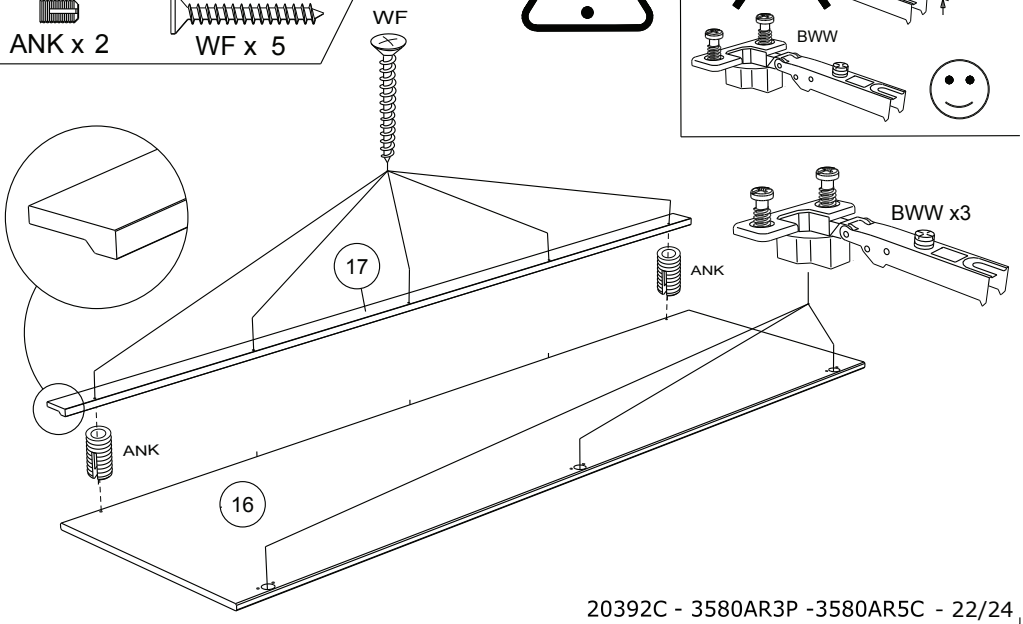

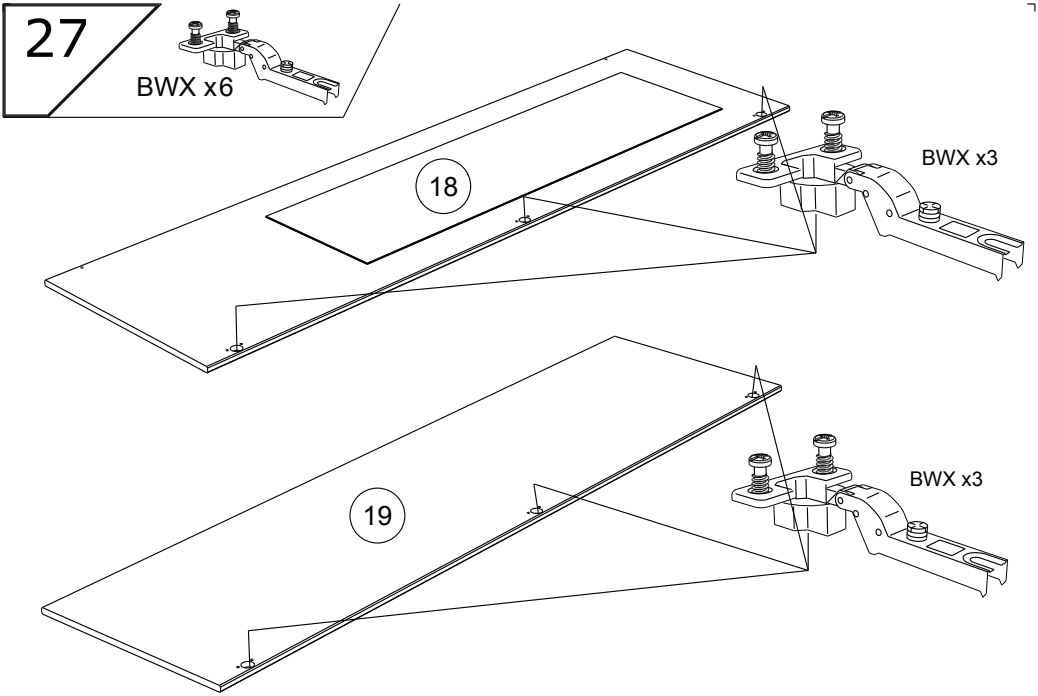
27
BWX x6
18
BWX x3
19
BWX x3

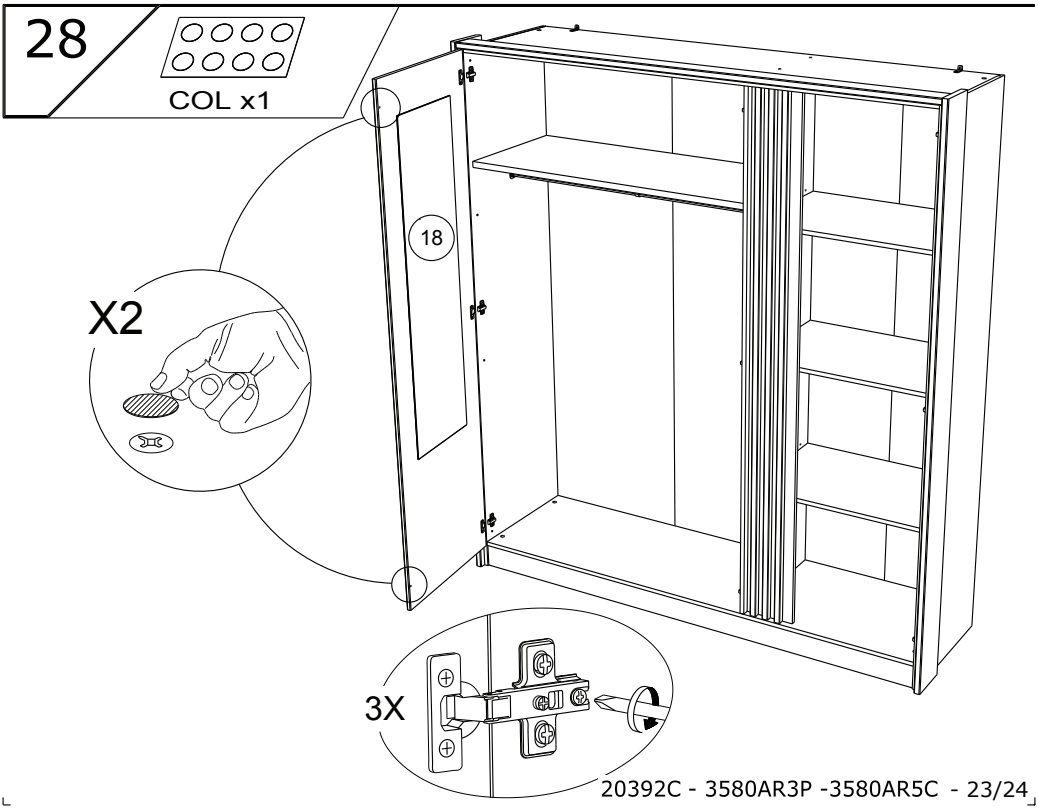
28
COL x1
18
X2
3X

29

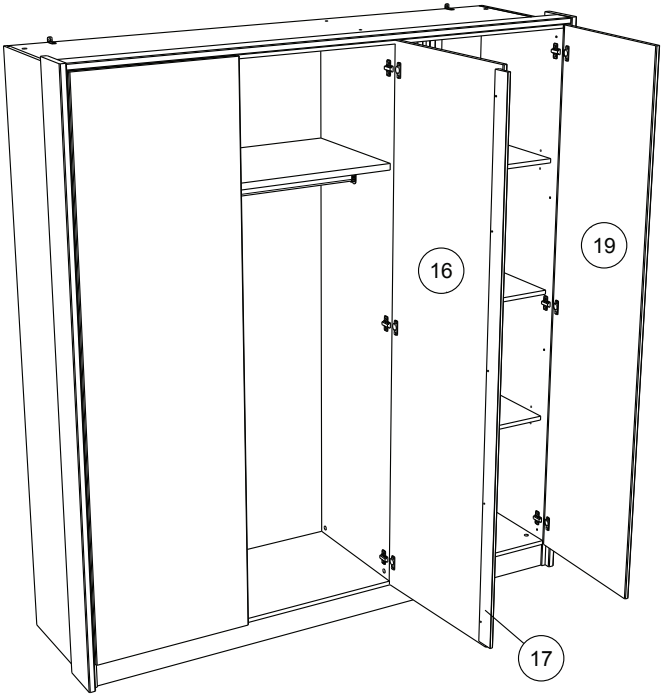

RCH-N

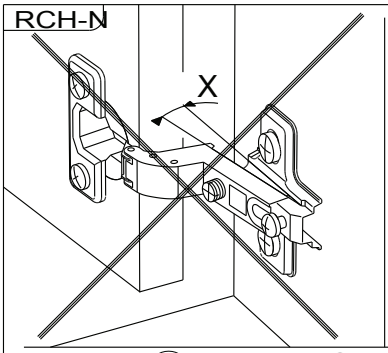

MONTAGE

GB D *LEAFLET AUFBAUANLEITUNG*

E P *MONTAJE MONTAGEM*

I NL *MONTAGGIO MONTAGE*

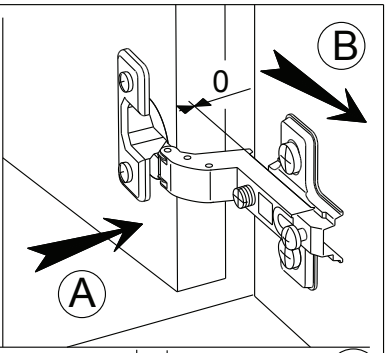
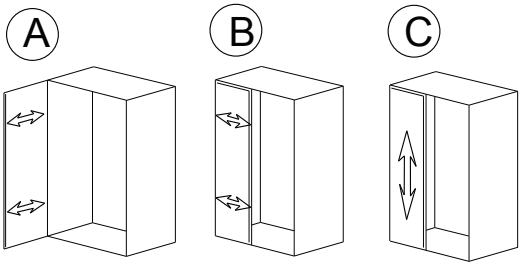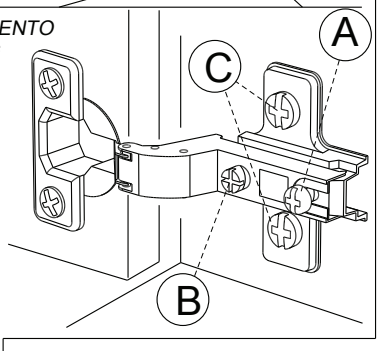
REGLAGE GB *ADJUSTING* E *AJUSTER* I *AGGIUSTAMENTO*
D *ANPASSUNG* P *REGULACAO* NL *AFSTELLING*